

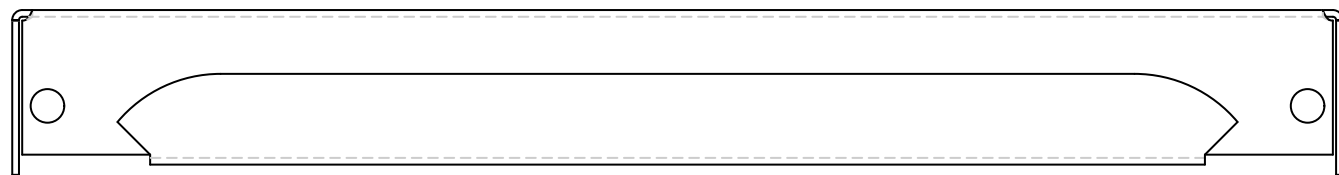
D

C

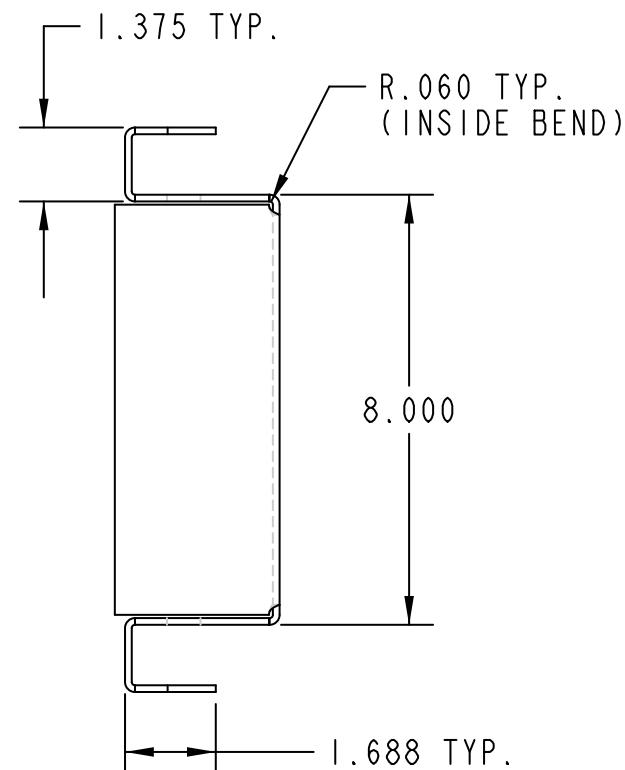

B

A

REVISIONS				
REV	DATE	BY	NOTES	
1	20-JUN-07	J.L. FITCH	--	
--	--	--	--	
--	--	--	--	



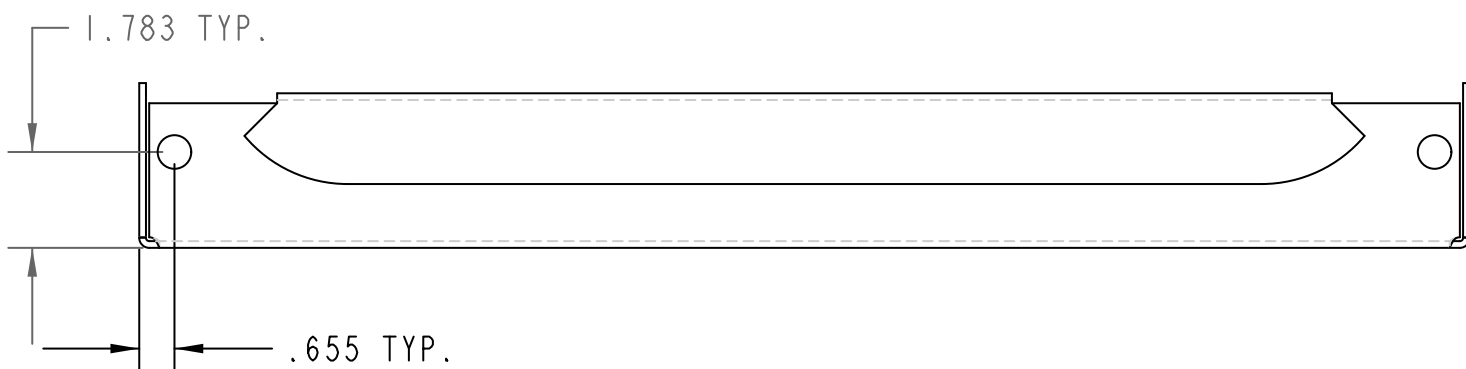
2.875 TYP.



10.500

8.000

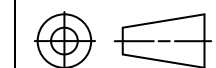
3.065 TYP.



ITEM	QTY	PART NUMBER	DESCRIPTION
BILL OF MATERIALS			



THIRD ANGLE PROJECTION



MATERIAL
.125" AL, 5052-H32

FINISH
NONE

DESCRIPTION
SAMPLE PART, FORM DIMS

SIZE	PART NUMBER	REV
B	SAMPLE_PART	1

20-JUN-07

TOLERANCES	HOLE TOLERANCES	NOTES
ANGLES: ±1.0°	.013 +.004 THRU .126 +.005 THRU .251 +.005 THRU .125 -.001 THRU .250 -.001 THRU .500 -.001	1.) INTERPRET PER ASME Y14.5M-1994.
FRACTIONS: ±1/16	.501 +.008 THRU .751 +.010 THRU 1.001 +.012 THRU .750 -.001 THRU 1.000 -.001 THRU 2.000 -.001	2.) DIMENSIONS ARE IN INCHES [MM].
DECIMALS: .XX: ±.02 .XXX: ±.010		3.) PARENTHEICAL INFORMATION IS FOR REFERENCE ONLY.
		4.) BREAK SHARP EDGES AND CORNERS.
		5.) THIS DOCUMENT CONTAINS INFORMATION PROPRIETARY TO FITCH MANUFACTURING SOLUTIONS, INC. AND SHALL NOT BE USED FOR ANY PURPOSE OTHER THAN THAT FOR WHICH IT WAS OBTAINED.

CREATED IN PRO/ENGINEER SCALE: 0.280 SHEET: 1 OF 1

D

C

B

A